




The Marloth Park ReV By-Law Campaign

ARE YOU LEGAL?
Know the Marloth Park by-laws



*Marloth Park,
where people co-exist with nature.*

Restore
our
Veld
(ReV)

Restore, preserve and protect our flora and fauna

CONSERVATION-RELATED BY-LAWS OF MARLOTH PARK



#thinkconservation#backtheby-laws#golegal#spreadtheword

#dinkbewing#houbydiewette#verspreidiewoord



Nkomazi Municipality

The Nkomazi Municipality supports the **ReV** By-Law Campaign.

Printing sponsored by

SATS

Safety And Training Solutions

68 Wes Street, Middelburg, Mpumalanga, 1050

Tel: +27 (0) 13 243 0122

Cell: +27 (0) 83 417 1222

Email: george@satsolutions.co.za

Website : www.satsolutions.co.za

Graphic design and layout



MARIETJIE BEZUIDENHOUT

marietjie@gm-web.com

Cell: +27 (0) 82 789 8317

Printed by



Lydia Grobler

lydia@seritiprinting.co.za

Cell: +27 (0) 82 905 9847



Conservation By-Laws of Marloth Park

Introduction

Are you legal? Do you know the special by-laws for Marloth Park?

The by-laws presented here are gazetted and you can get heavy fines for breaking them. In this useful booklet we present our conservation-related by-laws and briefly:

- Explain how people breaking them is a cause of veld loss and degradation
- Offer help and advice for complying with them
- Give each by-law in full, as gazetted, plus a simple summary in English and Afrikaans.

Marloth Park is legally declared a conservation area. Here, property owners and residents are legally required to live along with locally indigenous animals and plants, especially on our private property.

Our veld has become severely degraded, and much lost due to human actions. In 2021 Honorary Rangers started on a restoration campaign: **Restore our Veld (ReV)**. The first part informs everyone about the conservation by-laws.

(The second part is to manage **animal numbers and rehabilitate our parkland**, and Lionspruit, plus help you rehabilitate your land.)

This booklet compiles the information from our **ReV** Campaign. Please adhere to the by-laws and so join us in our efforts to restore, conserve and protect the flora and fauna of this unique bushveld township.

This **ReV** Campaign is one way to tackle veld loss, and we need **YOUR** help:
residents/owners, lodges, estate agents, businesses, architects,
contractors, garden services.



Marloth Park Honorary Rangers *Welcome you to our bushveld suburb.*

Each one of us - residents and visitors - is responsible for preserving our plants, and for the safety of our animals.

Please note:

- The speed limits cut noise, dust, and are for the *animals' safety*: 50 kph on Olifant Road, 30 kph elsewhere.
- The animals and birds must only be fed antelope pellets, and wild bird seed. *Other food is harmful to them.*
- All the animals are wild. For your own safety, *do not feed them by hand*, and give them right of way.
- *Never go off-road* and damage the precious grazing.
- You may *not use spotlights* as this disturbs the animals.
- Bringing pets (and possible diseases) is strictly forbidden.
- Keep noise down; *loud music is not allowed*. In this quiet place such sound travels far and spoils the ambience.
- We are a very *high fire risk area*. Never leave braais or mozzie coils unattended. When done, douse well. Put coals and ashes in your rubbish or a pit. *Coal piles damage the ecosystem.*
- Fallen wood is vital to a healthy ecosystem. *Do not collect wood.* Firewood is available at the shops.
- *Please, please don't litter*. As well as being ugly, litter can be mistakenly eaten by animals. Smokers: *butts are litter* and do not biodegrade!
- *There are no public toilets*. Take a plastic bag so that if your kids need to duck behind a bush, you can take the tissue home. Wet wipes and nappies, especially, do not biodegrade!
- Please take your *rubbish for recycling* at one of the gates. Monkeys, baboons, mongooses, etc, raid the bins and make litter.

Thanks for being a considerate guest, enjoy your stay, and come again!
MPHR: Volunteers working to preserve the flora and fauna of Marloth Park.

We're a VERY high fire risk area! Thatch/wooden houses are at high risk all year; the veld in winter. Safety is EVERYONE'S responsibility.
BE BRAAI AND FIRE SAFE!

BRAAI or BONFIRE:

- Never braai in windy weather.
- Never leave a fire unattended.
- Never use fuel to ignite a fire - it can explode.
- When done, smother with a METAL COVER.
- OR, douse with water. CHECK coals are DEAD.
- A binne/inside braai can cause thatch to combust if left burning.
- Put dead coals in your rubbish/a drum. Do not illegally dump on parkland.
- Use a bonfire fire-screen. Better: NO bonfires.

A FIRE-SAFE HOME/LODGE HAS:

- Lightning conductor, especially if thatch; test regularly
- Fire extinguishers; service annually
- Marked fire blanket; keep on hand
- Rubber beater to put out a bush fire

SAFE BEHAVIOUR:

- Never use candles, only solar lights.
- Never flick cigarette butts onto the ground.
- Keep matches and lighters away from children.
- Put out mozzie coils when done.
- Don't spread old thatch grass near your home.
- Check bush around: glass+sun can cause fire.



EMERGENCY: 082 828 1043 (Field Security) to alert Fire Volunteers.

#thinkconservation#backtheby-laws#golegal#spreadtheword
#dinkbewaring#houbydiewette#verspreidiewoord



CONTENTS

Why is the veld so degraded?	4-5
1 Remove exotic plants	6-8
2 Don't remove natural flora	9-11
3 No illegal fences and walls	12-14
4 Don't dump rubble or plant waste	15-17
5 No 'urban sprawl' on your land	18-20
6 No temporary structures without permission	21-23
7 No waterholes without permission	24-26
8 No pets allowed, or keeping & taming wild animals	27-28
9 No boreholes without permission	29-31



#thinkconservation#backtheby-laws#golegal#spreadtheword

#dinkbewaring#houbydiewette#verspreidiewoord



Why is the veld so degraded?

We have a serious problem.

Our veld is in crisis! This is the finding of a scientific Environmental Management Report. We must urgently restore, then conserve the veld, *properly*. If we don't, we'll soon be starving the very beings that make Marloth Park so special – *our animals*. The main reason is overgrazing/overbrowsing – which is why we are being forced to reduce animal numbers. Don't be fooled: much plant matter you see is not edible or nourishing to our animals.

But, much grazing/browsing has also been lost as:

- many, many new homes are built; old ones extended
- outbuildings are erected and driveways laid
- entire erfes are cleared and raked
- gardens of exotic plants and lawn are created and fenced off
- building rubble and garden waste is dumped on parkland
- alien plants invade.

Plus, as the list shows, we've forgotten, or ignored by-laws. Newer property owners don't know them. No-one is to blame; this has evolved over decades.

What can we each do?

We are asking everyone to look critically at how our human actions are adding to the veld crisis. This includes the breaking of by-laws. There are specific by-laws just for Marloth Park. They protect our flora and fauna, and safeguard us as a sustainable wildlife conservation area.



#thinkconservation#backtheby-laws#golegal#spreadtheword

#dinkbewaring#houbydiewette#verspreidiewoord



The by-laws say that, apart from the parkland being for them, we must share our properties with the animals. This sharing was taken into account when deciding how many animals our land could healthily sustain.

Where do Honorary Rangers come in?

Honorary Rangers fall under Nkomazi Municipality. One of our tasks is to help residents keep to conservation by-laws. We do this with our Nkomazi Field Rangers and with a Law Enforcement Officer.

Happily, Honorary Rangers already have a successful, ongoing programme removing one of the problems: invasive plants. (By-law 4.22 Marloth Park.)

We are now restoring and managing our veld in other ways too. One is by raising money for a long term project to intensively rehabilitate and conserve our parkland and Lionspruit.

Another – where YOU come in – is by using relevant by-laws. To begin, we want to remind/inform owners of these good by-laws; get you to appreciate them.

We hope you will then take action on your property, before enforcement is needed.



Our veld is heavily overgrazed and overbrowsed, and too many hooves cause further damage. This leaves bare areas prone to erosion. Urgent action is needed.



#thinkconservation#backtheby-laws#golegal#spreadtheword

#dinkbewaring#houbydiewette#verspreidewoord



1 Remove exotic plants

What is the problem?

Veld and trees that grazers and browsers eat are lost as new homes are built and natural bush cleared for exotic plants. No matter how they have found their way into Marloth Park, there are several reasons exotics are undesirable.

- They are not animal food, and many are poisonous, or invasive.
- They compete for space and resources with local plants.
- Marloth Park intends for us to share the natural veld with the animals. This includes on our properties.
- For people here to escape urban areas and appreciate the natural veld, the 'exotic look' is jarring and unappealing.
- We have a special responsibility to Kruger National Park. You can see many examples of exotics crossing the fence already: Queen of the Night, Prickly Pear, Lantana, Parthenium, Madagascar Periwinkle.

We're 100% aware that owners may not know that what they/their gardener has planted, is exotic. Perhaps the garden 'has always been like that'. This is not a blame game.

The most common exotics, seen all over Marloth, are:

- Jacob's Ladder
- Agave varieties
- Christ Thorn
- Potato Creeper
- Mother of Thousands
- Sword Fern
- Lantana
- Prickly Pear
- Goosefoot
- Bougainvillea
- Madagascar Periwinkle
- Bottle Plant and many more ...

What can you do about it?

Make sure you know these exotics as you can get a fine for removing indigenous plants. If you have exotics you simply have to let go of your fondness for them. 'Go legal', and embrace change!

Instruct any gardener/garden service you may have, and remove your exotics. Burn, bury deep or take to a legal dump.

Then start a great indigenous garden project. Or, simply help your erf *re-wild*.

Note: Exotics you remove may not be illegally dumped on parkland as 'compost'! They easily regrow. Our alien-clearing team see this all the time.

Honorary Rangers can help you:


With information.

Our free booklet, *Alien Plants of Marloth Park – A Property Owner's Guide to Conserve Indigenous Flora*:

1. Explains why clearing and sweeping your yard harms the ecosystem, and does not deter snakes and scorpions etc.
2. Identifies exotics/invasives, and explains why each is a problem.
3. Suggests locally indigenous species to replace exotics.

With grazing grass seed.

We encourage you to restore some land to grazing. We have a local grass seed mix for sale.



Mother of Thousands



Jacob's Ladder




Devil's Backbone



Bougainvillea



Lantana



Prickly Pear & Cactus




Sword Fern



Agave




Christ Thorn



Potato Creeper



Goosefoot



Madagascar Periwinkle

With tree advice and tree tags.

For browsers, and the ecosystem in general, plant locally indigenous trees. It's encouraging to see that so many property owners are already doing this. We can give advice, and put up identifying tree tags (cost of tag only).

With a site visit to identify exotics.

Message or call us: 060 675 7275

What is the by-law about exotics?

4.22 Marloth Park 14 says:

"No foreign or exotic plants may be planted or kept on the erf, provided that the municipality may at the cost of the owner of the erf remove such plants from the erf within 60 days after notice being served to the owner."

In everyday language:

You may not have invasives/exotics.

The municipality can give you 60 days to remove them.

If you don't, they can dig them out and charge you for the work.

SUMMARY

Remove exotics

We have a serious problem of veld loss.

- To fix this, Honorary Rangers need YOUR help: residents/owners, lodges, estate agents, businesses, contractors, architects and garden services.
- Marloth Park relies on you to share your land with the animals.
- Veld and trees that grazers and browsers eat are lost as many new homes are built and natural bush cleared for exotic plants.
- Exotics compete with local plants, are not animal food, are often poisonous, and can invade Kruger National Park.
- Many people/gardeners do not know which plants are exotics.
- They are illegal in Marloth Park so must be removed.
- HR can help with info, or a site visit to identify exotics.
- We can suggest locally indigenous plants to replace them.

OPSOMMING

Verwyder eksotiese plante

Ons het 'n ernstige veldverlies-probleem.

- Om hierdie verlies te herstel het die Ere Veldwagters JULLE hulp nodig; inwoners en eienaars, gastehuise, eiendomsagente, besighede, kontrakteurs, argitekte en tuindienste.
- Marloth Park maak staat op julle om julle grond met al die diere te deel.
- Veld en bome wat ons diere eet gaan verlore aangesien baie nuwe huise gebou word en natuurlike plantegroei word uitgehaal en vervang met eksotiese plante.
- Eksotiese plante verdring natuurlike plantegroei, dit is giftig vir diere en kan na die Kruger Nasionale Park versprei.
- Baie mense en tuindienste is onseker watter plante eksoties is.
- Eksotiese plante is onwettig in Marloth Park en moet verwyder word.
- Die Ere Veldwagters kan help met inligting oor plaaslik inheemse plante.



#thinkconservation#backtheby-laws#golegal#spreadtheword
#dinkbewaring#houbydiewette#verspreidiewoord



2 Don't remove natural flora

What is the problem?

Many Marloth properties are cleared of most – sometimes even all – of their vegetation, except trees. They are then regularly raked/swept.

However:

- This practice is extremely ecologically damaging.
- It removes grazing and browsing meant for our animals.
- It causes topsoil loss and soil erosion.
- It is, therefore, illegal here. This is due to our special status as a conservation area.

Not many of us know it is illegal, so we are not 'blaming' anyone. This is especially considering that, over centuries, clearing has become accepted practice in some places. Many people remove vegetation and sweep around houses in our rural areas, such as farmsteads and traditional villages. One reason is that they believe this deters creatures such as snakes. As the Honorary Rangers and snake handlers advise us, the opposite is more likely. It will probably send them into your home and outbuildings looking for shelter and food.

What can you do about it?

Of course you may want to legally have a small, clear area round your house, so you can see what is underfoot as you come and go. For the rest, rehabilitate bare ground by:

- **LEAVE YOUR LEAVES.** Immediately allowing all fallen leaves, twigs, branches, dried-off grass and shrubs to stay in place. They protect against erosion, stop evaporation, and gradually rot into compost, which enriches the soil. Fallen leaves are animal and insect food.
- Landscaping with small depressions and ridges, plus digging lightly in rows, to stop water run-off.
- Planting locally indigenous bushes and flowers. You'll need to water and protect them at first.
- Allowing all pioneer plants coming up via natural seed dispersion to grow. (Except aliens.)
- Planting a wide swathe of your property with grazing grass, in spring or summer. We have a local grass seed mix for sale.

BONUS:

You'll attract lots more birds and animals to your property!

Honorary Rangers can help you:

With information.

Our free booklet, *Alien Plants of Marloth – A Property Owner's Guide to Conserve Indigenous Flora*, explains why clearing and sweeping your entire yard is harmful. It also suggests locally indigenous plant species to grow.

With grazing grass seed.

We sell approved grazing grass seed in spring.

What is the by-law about removing natural flora?

4.22 Marloth Park 12 says:


"Natural flora, excluding NEMBA (National Environmental Management Biodiversity Act) listed alien invasive plants or amendments thereof, may not be removed from the erf; provided that except for that area covered by a building. An area of not more than 250 m² surrounding the buildings on the erf, as approved by the Municipality, may be utilised for gardening purposes."

In everyday language:


You may only clear 250m² natural vegetation off your property, for gardening purposes, using locally indigenous plants. You must get approval from the municipality first.

Listed invasive plants should be cleared.

HARMFUL CLEARING AND RAKING



GOOD CONSERVATION PRACTICE



SUMMARY

Don't remove natural flora

We have a serious problem of veld loss.

- To fix this, Honorary Rangers need YOUR help: residents/owners, lodges, estate agents, businesses, contractors, architects and garden services.
- Marloth Park relies on you to share your land with the animals.
- Veld and trees that grazers and browsers eat are lost as many home owners clear and rake their properties.
- It is false that this protects your home from snakes etc.
- This ecologically damaging practice reduces food for our animals, and causes topsoil loss and erosion.
- Re-wild: stop raking, do light landscaping against water run-off, and put in locally indigenous flowers, bushes and grass.
- HR can help with info on locally indigenous plants and with suitable grass seed, available in spring.

OPSOMMING

Moenie natuurlike flora verwyder nie

Ons het 'n ernstige veldverlies-probleem.

- Om hierdie verlies te herstel het die Ere Veldwagters JULLE hulp nodig; inwoners en eienaars, lodges, eiendomsagente, besighede kontrakteurs, argitekthe en tuindienste.
- Marloth Park maak staat op jou om jou grond met al die diere te deel.
- Veld en bome wat ons diere eet gaan verlore aangesien baie eienaars hulle eiendom skoonmaak en hark.
- Dit is nie waar dat dit hulle huise beskerm teen slange ens nie.
- Hierdie ekologies skadelike praktyk verminder voedsel vir ons diere en veroorsaak verlies van bogrond en bevorder erosie.
- “Her-bos”: Stop met hark, maak “ligte tuin” teen natuurlike waterafloop en plant plaaslike inheemse blomme, struike, bome en grasse.
- Die Ere Veldwagters kan help met inligting oor plaaslik inheemse plante. Geskikte grassaad is ook beskikbaar in die lente.



#thinkconservation#backtheby-laws#golegal#spreadtheword

#dinkbewing#houbydiewette#verspreidiewoord



3 No illegal fences and walls

What is the problem?

Our properties were included when calculating which animals, and how many, Marloth Park could support. This is a lot of land over 4500+ stands! Fencing therefore causes problems.

First, much precious grazing is lost behind high fences and walled gardens.

Second, fences harm and kill our animals in horrible ways.

Third, these fences and walls are not in keeping with the natural veld and woodland look of Marloth: they are urban features.

We realise that some people erect fences to feel more secure.

However, we suggest that you SECURE YOUR HOME, NOT your surrounding LAND.

Small areas behind low latte/wooden fencing with no spiked ends (e.g. to keep in little kids, or around a pool) are acceptable.

What can you do about it?

- You must remove any illegal fences/walls you have.
- If you don't want to do this, and your fence/wall is illegal, you need to apply for retroactive municipal approval for them.
- If your fence is e.g. palisade with spiked ends, and/or around a large area, it cannot be legal, and has to go.

Honorary Rangers can help you:

With information.

We hope this ReV Campaign will help you to appreciate why there is a necessary law against fences and walls in Marloth Park.

What's the by-law about fences?

4.22 Marloth Park 13 says:

“No fence of whatever nature, including boundary fences, shall be erected on the erf without the approval of the municipality. No barriers, walls or fences that prevent, hinder or restrict the free movement of wild animals in Marloth Park may be constructed without the approval of the municipality.”

In everyday language:

You may not stop the free movement of animals across your property. Therefore you may not erect any type of fence or wall to enclose an area, unless you have municipal permission.



An owl injured on a razorwire fence being cared for at Wild and Free.



This bushbuck died after being trapped on mesh fencing. Its leg was scraped raw as it struggled.



Palisade fencing is very dangerous for animals. The little bushbuck pushed through the convex side, then injured itself terribly struggling back out the concave side. Animals also become impaled and horribly injured.

SUMMARY

Illegal fences and walls

We have a serious problem of veld loss.

- To fix this, Honorary Rangers need YOUR help: residents/owners, lodges, estate agents, businesses, contractors, architects and garden services.
- Marloth Park relies on you to share your land with the animals.
- Food for grazers/browsers is lost behind illegal fences and walls.
- Secure your home, not your land.
- Wooden, low, non-spiked fences round small areas are acceptable.
- Other fences harm and kill our animals in horrible ways.
- Palisade spikes, razor wire and electric fences cause terrible injuries and death. These fences are never legal.
- However the most common problem is antelope with heads stuck between poles, trying to get to green grass. They are usually found too late to save. Think about pole spacing.

OPSOMMING

Onwettige heinings en mure

Ons het 'n ernstige veldverlies-probleem.

- Om hierdie verlies te herstel het die Ere Veldwagters JULLE hulp nodig: inwoners en eienaars, gastehuise, eiendomsagente, besighede, kontrakteurs, argitekte en tuindienste.
- Marloth Park maak staat op jou om jou grond met al die diere te deel.
- Veld, bome en gras wat ons diere eet gaan verlore agter onwettige heinings en mure.
- Beveilig u huis, nie u grond nie.
- Lae, stomp, hout omheinings rondom klein areas is aanvaarbaar.
- Ander heinings kan ons diere op aaklige maniere beseer en selfs dood maak.
- Palisade-spykers, lemmetjiesdraad en elektriese heinings lei tot ernstige beserings en die dood. Hierdie tipe heinings is glad nie wettig nie.
- Die mees algemene probleem is bokke wat se koppe tussen heining-pale vassit omdat hulle by groen gras wil uitkom. Hulle word gewoonlik te laat gevind om te red. Oorweeg asseblief die afstand tussen die reg-op pale, al is hulle kort.



#thinkconservation#backtheby-laws#golegal#spreadtheword

#dinkbewaring#houbydiewette#verspreidiewoord



4 Don't dump rubble or plant waste

What is the problem?

We all know it's against national and municipal law to dump any material in non-designated places – including on private land. Apart from being bound by national laws, we have extra laws (and responsibilities) for Marloth Park as a conservation area.

However, illegal dumping is a decades-old problem here.

- This Campaign focuses on veld loss and degradation. HR do alien clearing all over Marloth and, sadly, we know: much veld is lost due to illegal dumping on parkland. It is also lost on our properties, that we are legally bound to share with the animals.
 - Piles of excess hardened cement, old bricks, coils of wire, old fencing and plant protectors, broken tiles, old poles and flooring, the remains of a demolished building, abandoned building sites, rotting plastic shadecloth, old oil ... we see it all, everywhere.
 - It's dangerous. E.g. we regularly see reports of antelope with feet painfully bound by piping offcuts, and in a recent case, a warthog with its entire jaw jammed shut inside a roll of building wire. Tiles, glass and tin offcuts are like blades lying in the bush. Dumped rolls of chicken wire off old thatching are like snares. We have had animals die by mistakenly eating twine along with grass.
 - Trimmed or cleared vegetation illegally dumped smothers grazing and often lets alien or exotic plants loose onto parkland. Illegal plant waste is NOT compost.
 - Piles of rock dug out of foundations etc also take up grazing space.
 - Braai coals are routinely dumped on the borders of properties and on parkland. Apart from this being a fire hazard, piles of coals degrade the land.
 - All types of waste get spread out by animals kicking them along, and heavy rainfall washing them into a wider area, and into streams.
 - It's an eyesore, upsetting to eco-conscious residents and tourism customers.
- As avitourism grows, and birders look closely for species all along the edge of parkland, it's a shock to find so much rubbish.

What can you do about it?

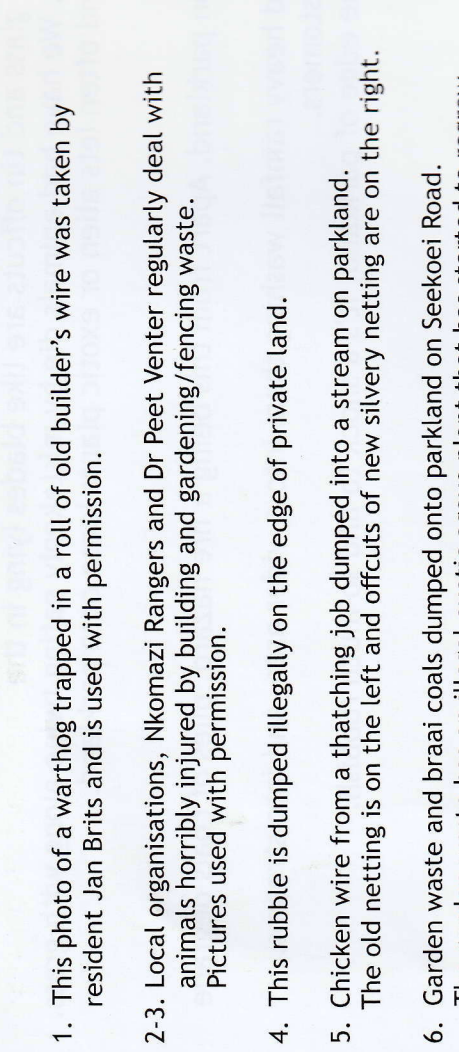
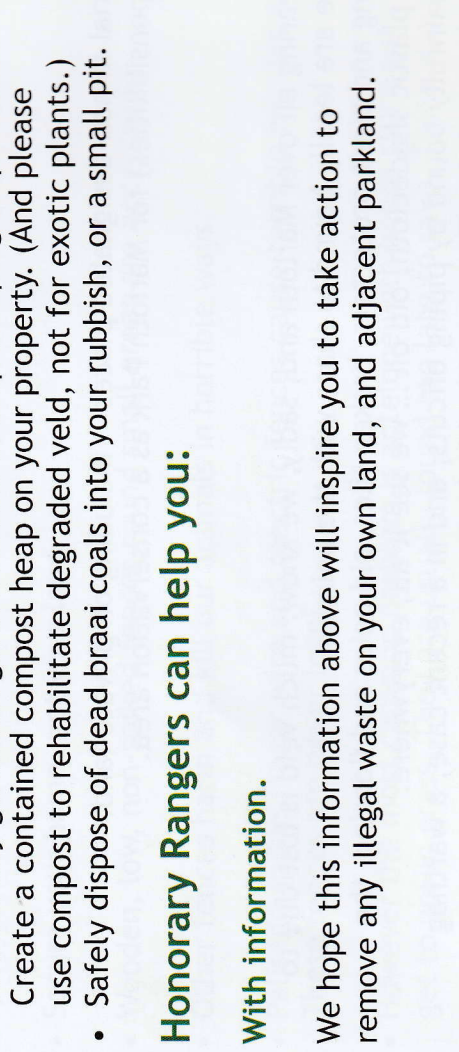
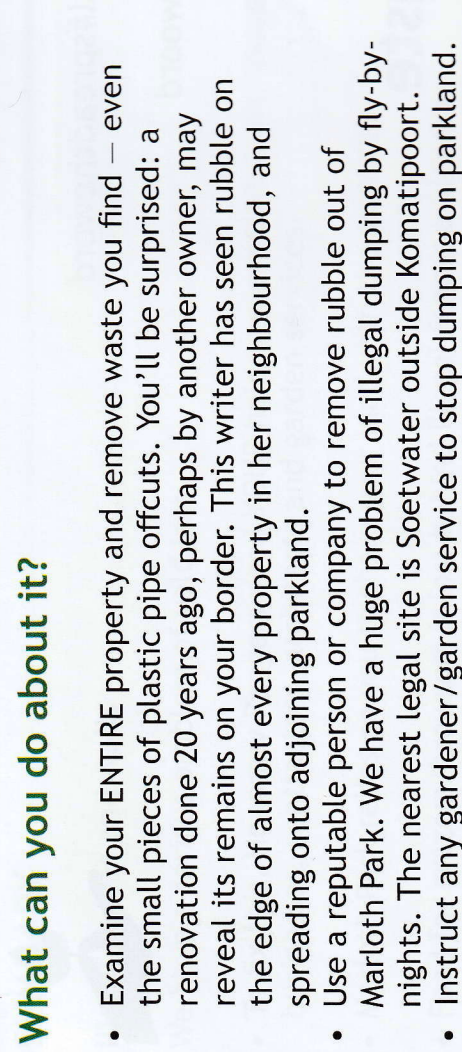
- Examine your ENTIRE property and remove waste you find – even the small pieces of plastic pipe offcuts. You'll be surprised: a renovation done 20 years ago, perhaps by another owner, may reveal its remains on your border. This writer has seen rubble on the edge of almost every property in her neighbourhood, and spreading onto adjoining parkland.
- Use a reputable person or company to remove rubble out of Marloth Park. We have a huge problem of illegal dumping by fly-by-nights. The nearest legal site is Soetwater outside Komatipoort.
- Instruct any gardener/garden service to stop dumping on parkland. Create a contained compost heap on your property. (And please use compost to rehabilitate degraded veld, not for exotic plants.)
- Safely dispose of dead braai coals into your rubbish, or a small pit.

Honorary Rangers can help you:

With information.

We hope this information above will inspire you to take action to remove any illegal waste on your own land, and adjacent parkland.

1. This photo of a warthog trapped in a roll of old builder's wire was taken by resident Jan Brits and is used with permission.
- 2-3. Local organisations, Nkomazi Rangers and Dr Peet Venter regularly deal with animals horribly injured by building and gardening/fencing waste. Pictures used with permission.
4. This rubble is dumped illegally on the edge of private land.
5. Chicken wire from a thatching job dumped into a stream on parkland. The old netting is on the left and offcuts of new silvery netting are on the right.
6. Garden waste and braai coals dumped onto parkland on Seekoei Road. The garden waste has an illegal exotic agave plant that has started to regrow.



What's the law and by-law about waste? SUMMARY

National Law:

Nkomazi Municipality is bound by the National Environmental Management Waste Act 59 of 2008. It has detailed instructions about every type of waste and its safe, legal disposal. Waste on your property also has to be managed properly, and not be an eyesore. 'Garden and bulky waste' is covered in Section 23, and 'building and demolition waste' in Section 25.

4.22 Marloth Park 6 says:

"No material or goods of any nature shall be dumped, or stored, within the building restriction area, along the boundary of any existing or proposed street, and such portion shall not be used for any purpose other than laying out and maintaining lawns, gardens, parking or access."

4.22 Marloth Park 27 says:

"Any waste on the property, whether it be stored permanently or temporarily, that may harm fauna or flora, are prohibited."

In everyday language:

You may not have any unsightly waste, or waste harmful to people, animals or plants, stored on your property. You may not dump anything on parkland or the roadside etc.



Don't dump rubble/garden waste

We have a serious problem of veld loss.

- To fix this, Honorary Rangers need YOUR help: residents/owners, lodges, estate agents, businesses, contractors, architects and garden services.
- Marloth Park relies on you to share your land with the animals.
- It is illegal to dump ANYTHING in a non-designated site.
- More and more veld has been lost as owners, builders & gardeners illegally dump rubble and plant waste on park and private land.
- Our animals get tangled in, trapped in, or cut by dumped waste.
- Our animals mistakenly eat e.g. old twine and die.
- Dumped garden waste smothers grazing & spreads illegal exotic & alien plants.
- Waste spreads out wide due to animals' hooves and heavy rain.
- Dumps of rubble and garden waste are unsightly and reflect badly on Marloth Park as a sustainable conservation area, and therefore a tourism destination.

OPSOMMING

Vullis en tuin-rommel storting

Ons het 'n ernstige veldverlies-probleem.

- Om hierdie verlies te herstel het die Ere Veldwagters JULLE hulp nodig: inwoners en eienaars, gastehuisse, eiendomsagente, besighede, kontrakteurs, argitekte en tuindienste.
- Marloth Park maak staat op jou om jou grond met al die diere te deel.
- Dit is onwettig om ENIGE rommel op ENIGE plek behalwe die aangewese areas te stort — huisrommel, tuinrommel en bourommel.
- Alhoemeer veld gaan verlore omdat inwoners, tuiniers en bouers hulle rommel onwettig op park en privaats grond stort.
- Ons diere word vasgevang en verstrengel of gesny en beseer deur hierdie rommel.
- Ons diere eet rommel, soos plastiek en tou, en dit kan hul dood veroorsaak.
- Tuinrommel kan weiding versmoor en lei tot die verspreiding van uitheemse en indringer plante.
- Rommel versprei ook wyd as gevolg van diere se hoeve en swaar reën.
- Vullis en rommel in die park lyk sleg en laat Marloth Park nie goed vertoon as 'n volhoubare bewarings area en toerisme bestemming nie.



5 No 'urban sprawl' on your land

What is the problem?

A lovely tag often used for Marloth Park is 'live differently'. That's because we live in natural veld alongside wild animals. Legally, we must preserve this natural veld, and share our properties with these animals, as we have stressed in the previous 4 ReV chapters. So, we have by-laws for building on Marloth, 'different' to those found in urban areas, and we property owners need to 'think differently' about what we build here.

Here, you can't think primarily of dust, mud, your vehicles, 'neatness' and status projects. **Think first of the veld, trees and animals.**

The siting of buildings must be inspected so that trees are preserved. You may not use more than 50% of the square meters of your land for the house, outbuildings, a lapa, swimming pool and surround, braai area, plus driveway and carports.

Every bit of concrete or paving you lay, every wide driveway you pave or cover with stone chips and edge with a containing wall, and every carport you build, eats into this 50%. Go over, and you are illegal, contributing to loss of veld, thus taking food from our animals. There are so many new houses being built in Marloth Park that the situation regarding breaking our building by-laws has spun out of control.

But there is good news here. Thankfully, Honorary Rangers have been reversing a building 'free for all' trend.

Once again your building plans cannot be passed without a site inspection to check you are not needlessly removing our precious trees and other flora, and a check that you are not exceeding the 50% building cover. Your architect should ensure this last requirement, though.

We can report that builders and owners have been very pleased that we are again helping them to do the right thing, and have been interested in learning more about saving the natural flora on their land.

What can you do about it?

- If you are planning an extension, a paved entertainment area, new out-buildings, more paved parking spots etc, please re-think. Do you really need it? Do you need such a big garage? Paved parking bays?
- A wide, circular driveway?
- A big swimming pool with wide paving?
- If you have illegal buildings, carpools or driveways you can apply to the municipality for retroactive permission.
- Otherwise, your excess 'urban sprawl' has to go. Dig it up and remove the rubble to a legal site off Marloth Park. Have the satisfaction of re-wilding that portion of your land.

Honorary Rangers can help you:

With information.

We hope the information here will help you to think about priorities, conservation, and the law, when building anything in Marloth Park.

With a site visit.

Once you have a site plan and have your house or extension pegged out on your stand, it will be inspected by the Chief Ranger and a Nkomazi Ranger to check your siting in relation to saving trees and other flora. After this inspection, your architect's plan, plus the site development plan, can be submitted to the Nkomazi Town Planning Department.

What are the by-laws about building?


4.22 Marloth Park 1 says:

"A site development plan shall be submitted to the Municipality for approval with regard to any building or structure prior to the approval of building plans".



This long, long, paved, circular driveway has also been cleared of all vegetation in a wide band, either side.

This big house has a double garage, plus most of the yard paved over.



This simple track driveway is best: it preserves maximum veld and fits the natural bushveld look of Marloth Park.

4.22 Marloth Park 5 says:

“The siting of buildings, including outbuildings, erected on the property, and entrances to and exits from, the property shall be to the satisfaction of the Municipality.”

4.22. Marloth Park 17 says:

“The definition for F.A.R [floor area ratio] is extended for Marloth Park and includes areas such as lapas or areas cordoned off as swimming pools and braai areas as well as driveways and carparks.”

4.22 Marloth Park 19 says:

“No building may be erected in such a manner that the coverage and F.A.R is exceeded, as set out in the table herein. The Municipality may increase the F.A.R to the extent it deems fit if in its opinion such consent shall result in a more desirable development of the erf, restricted to a maximum of 50% coverage.”

TABLE: MARLOTH PARK COVERAGE AND FLOOR AREA RATIO (FAR)		
Dwelling houses		
Storeys/metres	F.A.R	Coverage
Standard:		
2 storeys or 7 metres	0.7	50%
Maximum with consent:		
3 storeys or 9 metres		50%

In everyday language:

You may not cover more than 50% of your property with building or paving. This includes your house, outbuildings, lapa, swimming pool and driveway.

SUMMARY

No urban sprawl on your land

We have a serious problem of veld loss.

- To fix this, Honorary Rangers need YOUR help: residents/owners, lodges, estate agents, businesses, contractors, architects and garden services.
- By law, we must share our land with the animals. The number Marloth can support was worked out with this in mind.
- It is therefore illegal to build or pave over more than 50% of your land; the rest must preserve natural flora and the dependent fauna.
- Preferably use less than 50% and preserve more veld.
- A building plan can only be approved after a site visit by HR and Nkomazi Rangers.
- As many, many more homes are built, veld is lost. This is worsened when the legal building cover limit is exceeded.
- Marloth has many illegal outbuildings, and paved areas.
- Veld is cleared for wide, often circular, paved driveways and many parking areas – even for homes visited only a few times a year.
- Remove illegal concrete and paving to a legal dumpsite.



OPSOMMING

Wettige bouarea per erf

- Ons het ‘n ernstige veldverlies-probleem.
- Om hierdie verlies te herstel het die Ere Veldwagters JULLE hulp nodig: inwoners en eienaars, besighede, kontrakteurs, argitekte en tuindienste.
- Volgens die wet MOET ons ons grond met die diere deel. Die hoeveelheid diere wat Marloth se veld kan onderhou is met hierdie in gedagte uitgewerk.
- Dit is onwettig om op meer as 50% van u erf te bou of te plavei. Die res moet natuurlike flora bly.
- Gebruik verkieslik minder as 50% en bewaar meer veld.
- ‘n Bouplan mag slegs goedgekeur word na ‘n terrein besoek deur die Ere Veldwagters en Nkomazi Veldwagter.
- Hoe meer huise gebou word, hoe meer veld gaan verlore. Dit word vererger wanneer die wettige boudekkingsperk oorskry word.
- Marloth Park het baie onwettige buitegeboue en geplaveide areas.
- Veld word skoongemaak vir breeë, dikwels sirkelvormige, geplaveide opritte en baie parkeerareas – selfs vir huise wat slegs ‘n paar keer per jaar besoek word.
- Verwyder onwettige beton en plaveisel na ‘n wettige stortterrein.



#thinkconservation#backtheby-laws#golegal#spreadtheword

#dinkbewaring#houbydiewette#verspreidiewoord



6 No temporary structures without permission

What's the problem?

It has become very easy, and relatively cheap, to quickly erect a big pole and shade-cloth greenhouse, wooden storeroom or workshop ... even a 'wendy house' guest room.

It's even easier to buy an old ship's container and place it as an instant storeroom. You feel you can take these structures down or remove them anytime, and that they therefore don't need building plans or municipal permissions.

We even see many examples of property-owners/their employees illegally living permanently, or holidaying, in temporary structures with no piped sanitation. This includes caravans.

But as we have stressed throughout this Campaign: here we should think first of the veld, trees and animals.

That is what the law asks us to do.

When you erect ANYTHING without permission, you could be breaking several by-laws, such as 'don't remove natural flora', or 'do not cover more than 50% of your land'.

The planners of Marloth Park foresaw this problem so there is also a

specific by-law prohibiting any 'temporary structure' going up without getting municipal approval. Not many people know this, so this is not a blame game.

But we have proliferating illegal structures.

Also, please think about Marloth as a place of natural bushveld beauty and as a significant tourist destination. Look around your property with 'fresh eyes'.

Is your temporary structure an eyesore?

Is your shade-cloth greenhouse tattered; your abandoned wendy house falling apart?

What about your open garage stuffed with old junk?

Perhaps it's time it went?

What can you do about it?

- If you are planning a 'temporary structure', in light of this information about the by-law first ask yourself if you really need it. Would it not be better to leave the natural flora in place for our animals to graze on?
- If you have an illegal structure you can apply to the municipality for retroactive permission.
- If not, your temporary structure/s that take up the land we are supposed to share with our animals has to go. It must be dismantled and the material removed to a legal dumpsite off Marloth Park.

Honorary Rangers can help you:

With information.

We hope the information here will help you to think about priorities, conservation, and the law, when erecting anything in Marloth Park.

What is the by-law about temporary structures?

4.22 Marloth Park 4 says:

"No temporary structures, buildings or shelters may be erected on an erf without the approval of the municipality. Temporary structures refer to any construct that does not apply to the national building regulations."

In everyday language:

You may not erect any temporary structure, such as rooms or shelters without foundations or building plans, without getting municipal approval.

Just a few examples from many in Marloth Park:



This very big house has a double garage with paved driveway, AND a shed.



Illegal palisade fencing, and a large shed.



Convenient container storeroom for a big house. But is it legal?



The problem with temporary structures is that they are just that: many start falling apart into eyesores very soon.

SUMMARY

No temporary structures

We have a serious problem of veld loss.

- To fix this, Honorary Rangers need YOUR help: residents/owners, lodges, estate agents, businesses, contractors, architects and garden services.
- By law, we must share our land with the animals, and the number Marloth can support was worked out with this in mind.
- It is illegal to cover more than 50% of your land with building or paving; preferably use less.
- Many people think permission is not needed to erect structures that have no building plans or foundations, and that such do not 'count' in the 50% land cover.
- This is incorrect – they are illegal because they replace natural veld.
- Marloth Park has many, many illegal sheds, car ports, 'wendy houses' and other structures. Some are dilapidated eyesores.
- Either apply to make such structures legal, or preferably dismantle them, remove the material and rehabilitate the 'footprint' to veld.



OPSOMMING

Geen tydelike strukture nie

Ons het 'n ernstige veldverlies-probleem.

- Om hierdie verlies te herstel het die Ere Veldwagters JULLE hulp nodig: inwoners en eienaars, eiendomsagente, besighede, kontrakteurs, argitekte en tuindienste.
- Volgens die wet MOET ons ons grond met die diere deel.
Die hoeveelheid diere wat Marloth se veld kan onderhou is met hierdie in gedagte uitgewerk.
- Dit is onwettig om op meer as 50% van u erf te bou of te plavei.
Die res moet natuurlike flora bly.
- Baie mense dink verkeerdelik dat toestemming nie nodig is om strukture op te rig wat geen bouplanne of fondasies het nie, en tel dit nie in hulle 50% gronddekking nie.
- Dit is onwettig omdat dit veld en weiding wegneem.
- Marloth Park het baie onwettige buite geboue, motorhuise/afdakke, wendyhuise en ander strukture.
Baie is vervalle, verweer en lyk sleg.
- Doen óf aansoek om sulke strukture wettig te maak, óf breek dit verkieslik af, verwyder al die materiaal en rehabiliteer die veld vir weiding.



#thinkconservation#backtheby-laws#golegal#spreadtheword

#dinkbewaring#houbydiewette#verspreidiewoord



7 No waterholes without permission

What's the problem?

Who doesn't love the idea of wild animals peacefully drinking in front of our bushveld homes?

However, waterholes present major environmental and game management factors to consider. That is why it is illegal to create a waterhole without municipal permission.

This is a by-law for which we called on the expert knowledge of Johan van der Walt, who has been appointed to manage our ReV: Parkland & Lionspruit project.

First, the main problem is that it concentrates the animals in particular areas, leading to severe degradation of surrounding veld. *"With the current overpopulation, these areas are joining to form one big, bare, over-utilized area."* Johan says, *"We need these watering points further apart in order to form utilisation gradients. A water-dependent animal like an impala will walk up to six kilometres for water under natural conditions, without any stress."*

There are, in fact, six municipal waterholes, with stop-cocks, supplying fresh water to our animals. These are apart from the water points like Gruispan and other seasonal wetlands and streams. They are strategically placed to control the movement of animals, and thus

promote sustainable utilization of the veld.

We home-owners with our hundreds and hundreds of waterholes have over-ridden that system, unwittingly causing veld damage.

Second, a legal water hole has certain specifications.

It should be no more than 2m by 1m. It must have a way to drain, and a sloped side. When the home-owner is not there, it must be empty, because stagnant water breeds mosquitoes etc. The sloped side is to ensure creatures getting in, can get out. Think of tortoises and lizards, for example.

Third, there are so many illegal waterholes now that their concrete footprints add up to a significant amount of veld being lost. Our animals desperately need suitable grazing – not water every few hundred metres.

Fourth, the hundreds of empty and often derelict waterholes are ugly scars upon the natural beauty of Marloth Park.

Finally, here is memorable advice from Juan's Reptile Rescue, to do with keeping snakes away from your house:

"A pond can be compared to an 'eat-all-you-can buffet' for snakes!" This is especially if you have a water hole you cannot empty. Frogs WILL breed there, especially in the rainy season, and attract snakes.

Johan asked us to make residents aware that, as part of his rehabilitation plan, “An audit will be done and illegal holes might have to be removed.”

What can you do about it?

- If you have an illegal water hole you can apply for retroactive permission to keep it.
- However, in light of our veld crisis, it would be better for you to dig it out, remove the rubble to a legal site off Marloth, and rehabilitate the area to healthy veld.
- If you are considering applying for a water hole, please ask yourself whether you should get one, in light of the information above. *Our animals do not need it.*

Honorary Rangers can help you:

With information.

We hope the information here will help you to think about priorities, conservation, and the law, when considering water holes on private land in Marloth Park.

What is the by-law about waterholes?

4.22 Marloth Park 15 says:

“A private water hole for game shall only be constructed on the erf with the written consent of the Municipality and subject to such conditions and standards as the Municipality may deem fit.”

In everyday language:

You may not create a waterhole without Municipal permission. A legal waterhole must be of a certain size and standard.



Beware – ponds/water holes that are not well managed **WILL** attract frogs, and therefore snakes. They also breed mosquitos.

This plastic waterhole cannot drain and is a trap for small creatures that fall in, like tortoises.



This waterhole cannot drain so breeds mosquitoes.



The concrete footprint of this barely-used waterhole adds to the raked desert around it.

SUMMARY

No waterholes without permission

We have a serious problem of veld loss.

- To fix this Honorary Rangers need YOUR help: residents/owners, lodges, estate agents, businesses, contractors, architects and garden services.
- Waterholes create environmental and game management issues.
- By law we must therefore obtain permission to install one.
- Six municipal waterholes supply plenty of fresh water.
- The hundreds and hundreds of illegal waterholes concentrate game in certain areas and have severely degraded them.
- Their 'footprints' remove food. We need more grazing, not water.
- Legal waterhole: 2 x 1 m; a drain against stagnant water, and mosquitoes breeding; a slope so e.g. tortoises, can get out.
- Waterholes and ponds attract frogs and therefore snakes.
- The oversupply of waterholes scars our bushveld beauty.
- Dig up and remove illegal waterholes, to a legal dumpsite.



There are 6 of these municipal water ponds in Marloth Park, strategically sited for our animals. They supply clean, flowing, piped water.

OPSOMMING

Geen watergate sonder toestemming

Ons het 'n ernstige veldverlies-probleem.

- Om hierdie verlies te herstel het die Ere Veldwagters JULLE hulp nodig; inwoners en eienaars, lodges, eiendomsagente, besighede, kontrakteurs, argitekte en tuindienste.
- Watergate skep omgewings- en wildsbestuurkwesties.
- Volgens wet moet daar toestemming gevra word om 'n watergat te hê.
- Daar is ses munisipale watergate in die park wat vars water verskaf.
- Die oorvloed watergate konsentreer wild in sekere gebiede wat grond in daardie areas dan vinnig verswak.
- Hulle "hoef-spore" verwoes weiding – ons het meer veld nodig en minder watergate.
- Wettige watergat; 2 x 1 meter, dreinerings sodat water nie stagneer en muskiete broei nie.
- Skuins randte sodat diere soos skilpaaie kan uitkom.
- Onthou watergate lok paddas en dus ook slange.
- Die oorvloed watergate versleg ons bosveld aansien.



#thinkconservation#backtheby-laws#golegal#spreadtheword

#dinkbewaring#houbydiewette#verspreidewoord



8 No pets allowed, or keeping and taming wild animals

What's the problem?

In this Campaign we deal only with conservation-related by-laws affecting our veld and animals. We are nearing the end of this information part of the Campaign and here we take a quick look at three by-laws on similar issues, in as much as they affect our wild animals.

Pets:

Everyone knows you are not allowed to keep or bring pets to Marloth Park, just as you are not allowed to take them to a game reserve. There are big signs at both our gates forbidding them. Yet some people do surreptitiously bring in, and keep pets here.

Here are the very good reasons why pets are illegal in Marloth Park. First and most important: domestic animals carry diseases that can easily spread to wild animals. As the wild animals have never built up immunity to them, they can be badly affected.

This is a very powerful reason, especially considering our responsibility to Kruger National Park next door.

Saying, 'But I keep my little doggy indoors,' is not a valid excuse. Airborne diseases can spread anywhere.

Second, it can become a problem when domestic and wild animals interbreed, for example cats and wild cats, and certain types of parrots.

Third, is the nuisance factor. We know that many residents and tourists are upset by being in the 'bushveld' and suddenly hearing a dog barking, or in some cases, literally being barked at. One person was astonished to hear a parrot singing in English while out bushveld birding!

HR regularly gets messages about pets annoying visitors, and asking why they are not removed.

Taming, or trying to save baby wild animals:

By doing this you will be transgressing not only Municipal By-Laws but also the Mpumalanga Nature Conservation Act. Rather report these to the Municipal Rangers so that they can make sure it is looked after by a registered and legal Rehabilitation Centre.

These animals need specialist care. Rehab organisations often receive animals that are very malnourished or ill due to incorrect diet and handling by kind-hearted, but misguided, animal-lovers.

Finally: What if everyone did it?

If one person keeps a dog, it encourages more people to bring in a dog. Please consider what Marloth would be like if everyone felt they had the right to break the by-laws and keep their pet dog or cat? Had the right to tame a cute baby warthog? (Of course this logic applies to all our by-laws!)

What can you do about it?

- If you have an illegal domestic animal ask family or friends to take it, or otherwise re-home it.
- If you have an illegally-kept, or injured or orphaned, wild animal please contact a Municipal Ranger immediately on 082 802 5894, to find out what to do. It is not kind to keep it.

Honorary rangers can help you:

With information.

We hope the information here will help you to think about doing the right thing regarding keeping domestic animals, and taming wild animals in Marloth Park.

What are the by-laws about domestic animals and taming or keeping wild animals?

4.22 Marloth Park 8 says: "Except with the written consent of the Municipality, no animal or bird shall be kept or housed on the erf."

4.22 Marloth Park 20 says: "No pets, domesticated animal refuge or animal care centres are allowed in Marloth Park."

4.22 Marloth Park 21 says: "The domestication and purposed taming of wild animals are prohibited in Marloth Park."

In everyday language:

You may not keep or breed or care for any domestic or wild animals, or tame any wild animals, in Marloth Park.

SUMMARY



No pets allowed, keeping and taming wild animals

We have a serious problem of veld loss.

- To fix this, Honorary Rangers need YOUR help: residents/owners, lodges, estate agents, businesses, contractors, architects and garden services.
- We are touching on these by-laws, as they affect our wild animals.
- It is illegal to bring to, or keep, domestic pets in Marloth Park.
- They carry diseases that wild animals have little immunity against.
- They can interbreed with some wild animals, e.g. wild cats.
- They don't belong in the bushveld so annoy residents and visitors.
- What if more and more people do it? Think of consequences.
(As with breaking all by-laws.)
- It is illegal to tame or keep wild animals.
- Injured or orphaned wild animals need specialist care by an organisation with a permit.

Contact the Municipal standby phone: 082 802 5894.

Please note: *There is currently a fine of R7000.00 per pet kept on your property. Fines for contravening the Mpumalanga Nature Conservation Act can be much more.*

OPSOMMING

Geen troeteldiere of die aanhou en makmaak van wilde diere

Ons het 'n ernstige veldverlies-probleem.

- Om hierdie verlies te herstel het die Ere Veldwagters JULLE hulp nodig; inwoners en eienaars, lodges, eiendomsagente, besighede, kontrakteurs, argitekte en tuindienste.
- Ons bespreek hierdie by-wette aangesien dit ons diere aangaan.
- Dit is onwettig om troeldiere na Marloth Park te bring of aan te hou.
- Hulle dra siektes waarteen wilde diere min immuniteit het.
- Hulle kan met sommige wilde diere kruisteel, bv. wilde katte.
- Hulle hoort nie in die bosveld nie, so irriteer inwoners en besoekers.
- Dink aan die gevolge as meer en meer mense troeteldiere begin aanhou. (Soos alle by-wette, moet dit deur almal nagekom word)
- Dit is onwettig om wilde diere mak te maak of aan te hou.
- Beseerde of verwerpte wilde diere benodig spesialis-versorging deur 'n geregistreerde organisasie.

Kontak die Munisipaliteit se hulplyn: 082 802 5894

Neem kennis: *U kan tans beboet word met R7000.00 per troeteldier aangehou op u erf en baie meer vir oortreding van die Mpumalanga Natuurbewaringswet.*



#thinkconservation#backtheby-laws#golegal#spreadtheword

#dinkbewaring#houbydiewette#verspreidiewoord



9 No boreholes without permission

What's the problem?

We include this as our final conservation by-law because we are increasingly worried about it, regarding our flora. It is self-evident that Marloth Park is now 'a development success'. Stands are scarce and hundreds of new homes have been built recently, and plans approved for many more to come.

This means our Municipal water supply is under increasing strain, and we are often asked to use water sparingly. Result: increasing numbers of people are sinking boreholes.

However, a borehole brings with it environmental concerns to consider. In the words of the borehole industry:

First: Contamination

"... the immediate environment where the borehole is dug can impact the water with contaminants. If there is a high level of contamination in the area near the borehole water, it is likely that the water will be affected."

(See www.envirowater.co.za/the-pros-and-cons-of-using-borehole-water-2)

"A major source of harmful substances in groundwater is pollution from human activities. The most common sources of groundwater

pollution are dumps and landfills, waste pits and ponds, SEPTIC TANKS AND FRENCH DRAINS, agricultural practices ..." (Our emphasis.) (See rsa2000boreholewaterassociationofsouthafricaguidelines.pdf) This is a main reason you need permission in Marloth Park and, by law, must test your borehole water regularly.

Second: Impact on ground water level

"One other problem is the environmental impact experienced in the long run should the number of boreholes increase in an area and impact the groundwater levels."

(See www.envirowater.co.za/the-pros-and-cons-of-using-borehole-water)

In environmental circles we are hearing increasing concerns, that e.g., big trees are being affected by lowering of the water table. It would be heart-breaking if our iconic trees started to die off due to our human actions in Marloth Park. We need to monitor this.

Third: Noise pollution

The permission form (see picture on next page) specifically mentions that your borehole pump may not create a noise disturbance for your neighbours.

These reasons are why places like Marloth Park have special by-laws for boreholes, and wells. As the Borehole Water Association itself says: "... your local municipality/council may require that permission be obtained to drill a borehole."

Being aware of water as a precious resource

Honorary Rangers believe that no-one in Marloth Park should be using ANY water to create out-of-place, lush green gardens and big lawns. It should not be used to break the by-laws about clearing natural flora, growing exotic plants, making illegal, unnecessary waterholes, over-sized swimming pools, and wasteful, filter-less plunge pools that must be emptied every week.

Our finite, potable municipal water should be used for sanitation.

Legal borehole water too should be used sparingly. Owners must always be aware that groundwater is finite, and lowering the water table could have catastrophic effects on our trees.

This may already be happening!

We should all try to collect and store rain water and use grey water. Nationwide we are being asked to acknowledge that South Africa is defined as a dry country, and we must urgently protect all our water sources.

What can you do about it?

- If you are considering putting in a borehole, please reconsider. Rather install a tank to keep a sensible amount of water on hand for emergency use.
- If you have an illegal borehole you can apply for retroactive permission from the Municipality.
- If you have a legal borehole, use it sparingly, and do keep testing the water quality for contamination.

Municipal regulations governing permission to sink a borehole.

That the application of mr [redacted] to sink a borehole on stand [redacted] be approved subject to the following conditions:

1. That the boreholewater be used for irrigation only;
2. That the boreholewater be chemically and bacteriologically tested at regular intervals, as requested by the Chief Technical Services - costs which will be borne by the applicant;
3. That no disturbance be caused to neighbouring residents when pumping water from the borehole;
4. Subject to the water bylaws of the Council.

Different properties, on the same day in Marloth Park. All illegally cleared of natural flora, watering exotic lawn plus illegal alien invasive or exotic plants: sisal/agave, goosefoot, Monstera deliciosa, exotic palms (see Rev 1 & 2 about the plant by-laws).



Honorary Rangers can help you:

With information.

We hope the information here will help you to think about how much water you use, and for what. Always use it sparingly, no matter the source.

With advice about water-wise plants

Contact us on 060 675 7275 for a digital or hard copy of our free booklet:

Alien plants of Marloth Park – A property owner's guide to conserve indigenous flora. It gives ideas for locally indigenous plants.

What is the by-law about wells & boreholes?

4.22 Marloth Park says:

*“The following conditions shall be applicable to all erven and/or properties:
2) Except with the written consent of the Municipality and subject to such conditions as it may impose, nobody shall:
a) save and except to prepare the erf for building purposes, excavate therefrom any material;
b) sink any wells or boreholes thereon or subtract any subterranean water therefrom.”*

In everyday language:

You may not take any groundwater from your property without municipal permission.

SUMMARY



No boreholes without permission

We have a serious problem of veld loss.

- To fix this, Honorary Rangers need YOUR help: residents/owners, lodges, estate agents, businesses, contractors, architects and garden services.
- In HR we are increasingly concerned about over-use of boreholes.
- Marloth Park is a development 'success' with 100s of new homes and new stress on our water system. So owners are sinking boreholes.
- The borehole industry warns of contamination by e.g. septic tanks.
- The borehole industry warns that too many boreholes, used too much, will lower the water table.
- This can kill off our big trees; they may already be affected.
- Illegal watered gardens cleared of local flora and planted with exotics, unnecessary & illegal waterholes, big pools, and unfiltered plunge pools emptied often, waste water.
- The solution: use both municipal and borehole water sparingly.
- Test borehole water regularly as per the law.

OPSOMMING



Geen boorgate sonder toestemming

Ons het 'n ernstige veldverlies-probleem.

- Om hierdie verlies te herstel het die Ere Veldwagters JULLE hulp nodig; inwoners en eienaars, gaste huise, eiendomsagente, besighede, kontrakteurs, argitekte en tuindienste.
- Die Ere Veldwagters raak al hoe meer bekommerd oor die oorbenuutting van boorgate.
- Marloth Park is 'n ontwikkelings sukses met 100e nuwe huise wat al hoe meer druk plaas op ons water stelsel. Dus sink eienaars boorgate.
- Die boorgatbedryf waarsku teen besoedeling deur bv. septiese tenke.
- Die boorgatbedryf waarsku ook dat die oorbenuutting van te veel boorgate sal lei tot die verlaging van die watertafel.
- Bogenoemde kan ons groot bome vernietig – of lei alreeds daaronder.
- Tuine met eksotiese plante wat onwettig besproei word, het reeds die natuurlike flora oorgeneem. Tesame hiermee, onwettige/onnodige watergate en groot swembaddens of plonspoele, wat gereeld leeg gemaak word, sorg vir groot watervermorsing.
- Die oplossing hiervoor is om altyd munisipale en boorgat water spaarsamig te gebruik.
- Boorgatwater moet ook, volgens wet, gereeld getoets word.



The Marloth Park ReV By-Law Campaign

Thank you for taking the time to read these important conservation-related by-laws. We trust you will do the right thing and follow them on your property.

Please contact us for:

- The complete list of by-laws specifically for Marloth Park.
- Our full-colour booklet *Alien Plants of Marloth Park – A Property Owner's Guide to Conserve Indigenous Flora*. You will be able to identify and remove illegal plants from your property, and it gives suggestions for replacement water-wise, locally indigenous plants.
- Our list of locally indigenous trees and bushes to preserve and plant.

Phone message: 060 675 7275.

Facebook: <http://web.facebook.com/marlothparkhonoraryrangers/>

Website: www.honoraryrangersmarlothpark.co.za

Follow us online for news, info and advice about our flora and fauna.

Get ReVved up, take action, and share, share, share this info!

Marloth Park Honorary Rangers: Volunteers working to preserve the flora and fauna of Marloth Park. Interested in joining us? To find out more, call 060 675 7275.

Restore
our
Veld
(ReV)



HOW TO MAKE A SUITABLE RUBBISH BIN FOR MARLOTH PARK




HR promote the enviro-friendly answer to rubbish: take it to Gate 1 or 2 for **RECYCLING**. If you cannot do this, here are points to consider.

- 1 The worst litterbugs here are owners who do not consider baboons, monkeys, mongooses ect that raid bins and spread trash.
 - They mustn't be able to open it.
 - Fingers, paws and claws must not fit through gaps, rip bags and pull rubbish out. Use fine mesh or line with chicken wire etc.
- 2 How much rubbish does your home/rental create? Size is important. You can't overflow and leave the lid open. You can't put any rubbish next to the bin. It *will* be raided and spread.
- 3 To slow rotting, prevent stagnant water collecting, and deter snakes etc, a bin should be airy, raised on legs and able to drain. Rubbish is collected only once per week here.
- 4 It is ugly seeing trash in wide-mesh bins for days. Consider lining the sides with e.g. latte. It must all be in the bags. The municipality does not collect loose litter.





However, please try to recycle whenever necessary.
BONUS: you are creating income for the workers at the recycling centres at Gate 1 and 2.

You wouldn't go into the bush without an experienced game ranger...



So why try and navigate your travel bookings without a professional?



Speak to the professionals and let us take care of all your travel needs.

We can assist with Flights, Accommodation, Car Hire, Tours, Visas, Cruises, Leisure & Corporate Travel

Now in Marloth Park!


with 21 years of experience

Brigitte Turner

1339 Kameelperd

082 826 1451

083 232 3084 (Karen)



MARLOTHI WILDLIFE

Since 1987



**WE CAN HELP YOU
SELL YOUR PROPERTY**

Rose: 082 9000 395

Riana: 072 3050 405

Email: rosefromthebush@gmail.com

Website: www.marlothiwildlife.com

Office Address: 3884 Olifant Drive, Marloth Park, Mpumalanga

**Need assistance to buy or sell
a property in Marloth Park?**

Then it is as easy as asking
Rosemary Slaney with her ever
growing 35+ years of experience
in property sales in Marloth Park.

**Contact us today
and let's get that property
SOLD or BOUGHT!**



FFC Ref Nr: 2022214898